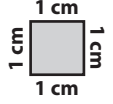


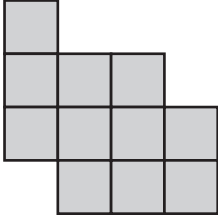
Adı Soyadı :

Çevre Hesaplama

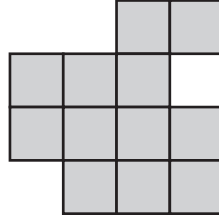
Verilen şekillerin çevre uzunluğunu bulunuz.



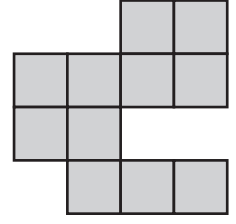
1)



2)



3)

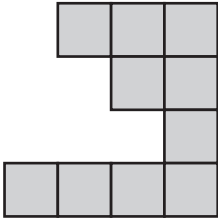


Çevre = cm

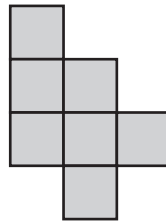
Çevre = cm

Çevre = cm

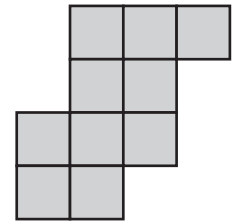
4)



5)



6)

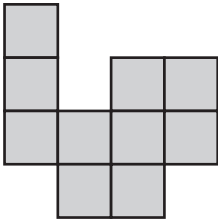


Çevre = cm

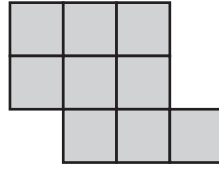
Çevre = cm

Çevre = cm

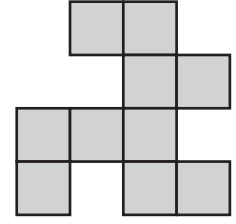
7)



8)



9)

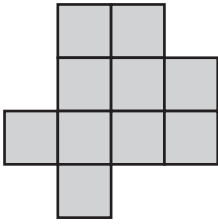


Çevre = cm

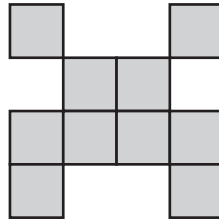
Çevre = cm

Çevre = cm

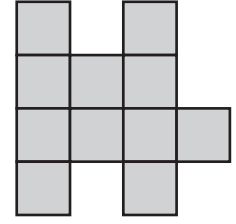
10)



11)



12)

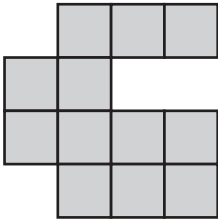


Çevre = cm

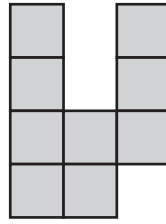
Çevre = cm

Çevre = cm

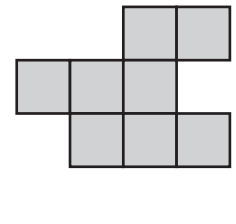
13)



14)



15)



Çevre = cm

Çevre = cm

Çevre = cm